Glove™ Sling

USER GUIDE

Care & Independence

THIS USER GUIDE IS APPLICABLE FOR THE FOLLOWING GLOVE SLING™ TYPES ONLY:

GTE: GLOVE™ Easy Turn

Sling Model: .....

Serial Number: .....

User Name: .....

The sling model and serial number are located on the label on the reverse of the sling.

ISSUE DATE: 31/01/2023
VERSION: UG/GTE-EN02
STATUS: APPROVED
AUTHORISED BY: Technical Director

J. ASH

improving lives

Care Independence

Glove™ Sling
USER GUIDE

Thank you for choosing a Care & Independence GLOVE™ sling.

We trust both you and the end-user will find the sling easy and comfortable to use throughout it's lifetime.

In the event that you are dissatisfied with the sling performance or have any queries relating to the sling usage that are not addressed in this User Guide, please contact Care & Independence.

Care & Independence Ltd is a UK manufacturer registered with MHRA as a Class 1 Medical Device Manufacturer and this sling is a Class 1 medical device as defined in Article 51, Annex VIII Rule 1 of the Medical Device Regulation 2017/745.

GLOVE™ slings are designed and manufactured to meet or exceed BS EN 10535:2006 for the transfer of disabled persons.

GLOVE™ slings are designed and manufactured by Care & Independence, a certified ISO9001:2015 organisation.

Declaration

Care & Independence Ltd, declares under its sole responsibility that the aforementioned products to which this declaration relates, and which bear the CE marking, are in conformity with the applicable requirements of EU regulation 2017/745 as transposed in the laws of the Member States.

Intended Purpose

The sling is intended to be used with hoisting equipment to allow a care giver, or the individual needing assistance, to reposition a person, to a different standing, or sitting position, to allow numerous activities to be completed.

EC REP Advena Ltd. Tower Business Centre, 2nd Flr., Tower Street, Swatar, BKR 4013 Malta

CONTENTS

1. General ..... Page 2
- Warranty
- Compatibility

2. Sling Safety ..... Page 2
- General
- Sling Inspection

3. Damaged or Faulty Slings ..... Page 2

4. Product Care ..... Page 2
- General
- Laundering

5. Getting to Know Your Sling ..... Page 3
- The Easy Turn
- Sling Labels Explained

6. Fitting The Sling ..... Page 4

7. Additional Support ..... Back cover

1. GENERAL

1.1 WARRANTY: The GLOVE™ slings covered in this User Guide have been awarded a LIFETIME WARRANTY. Any manufacturing defect will be rectified free of charge. Product damage through wear and tear, neglect or accidental damage is not covered by the warranty.

1.2. COMPATIBILITY: Care & Independence slings have been manufactured to work with most of the major hoist manufacturers' equipment. A compatibility statement is available on request.

2. SLING SAFETY

2.1 GENERAL:

2.1.1. Only competent persons should ever use hoists and slings.

2.1.2 A risk assessment must be completed before using the sling, even if the hoist and sling is provided from the same manufacturer.

2.1.3 It is essential that the sling is fit for purpose; the correct size and type of sling for an individual is essential to ensure the safety and comfort of the person being transferred.

2.1.4 Product care and inspection instructions should be followed at all times.

2.1.4. **No sling must ever be used to lift more than its rated load** (see label).

2.1.6. The intended sling and hoist combination should be compatible.

2.1.7 **If there is any doubt about sling safety, remove the sling from use until checked and authorised for use by a competent person.**

2.2 SLING INSPECTION:

2.2.1 Care & Independence recommend pre-use sling checks by competent person.

2.2.2 Slings are Class One Medical Devices and are subject to Lifting Operations and Lifting Equipment Regulations (LOLER) Examinations. A LOLER examination may only be conducted by a person trained and qualified to do so. Space is provided on the sling label to record LOLER details.

3. DAMAGED OR FAULTY SLINGS

Care & Independence have a strict *Returns & Repair Procedure* to ensure the safety of all involved.

Please do not send slings and bathing products back without completing the Return/Repair form.

4. PRODUCT CARE

4.1 GENERAL CARE:

4.1.1 Repeated washing may lead to sling deterioration. **Care & Independence strongly recommend replacing the sling at the first signs of wear or damage, as opposed to after a specified time frame.**

4.1.2 **Each sling is marked with its maximum wash temperature.**

4.1.3 Discolouration to some materials or fading labels may occur as a result of laundering. **NOTE: It is a health & safety requirement that the sling label must be legible throughout the sling's working lifetime.**

4.2 WASHING THE SLING: Every sling is marked with its maximum wash temperature. Close hook & loop fastenings before laundering to prevent damage to the fabric and webbing.

4.3 DECONTAMINATION:

Slings can withstand a strong decontamination routine but regular use may impair the lifespan of the sling.

A copy of these instructions should be provided to the person(s) laundering the sling.

- Wash gently at 40°C. Use a mild soap solution or a non-biological detergent without bleaching additives.
- Do not add bleach or stain removers.
- Air dry, cabinet dry or tumble dry on a cool cycle (below 60°C). Do not tumble dry on a hot setting.
- Do not place on hot pipes or heaters. Keep away from flames.
- Do not iron.

FURTHER INFORMATION: *Available to download from our website*

- Sling Care Instruction Guide (includes decontamination advice).
- Returns & Repair Procedure

5. GETTING TO KNOW YOUR SLING

5.1 THE EASY TURN SLING

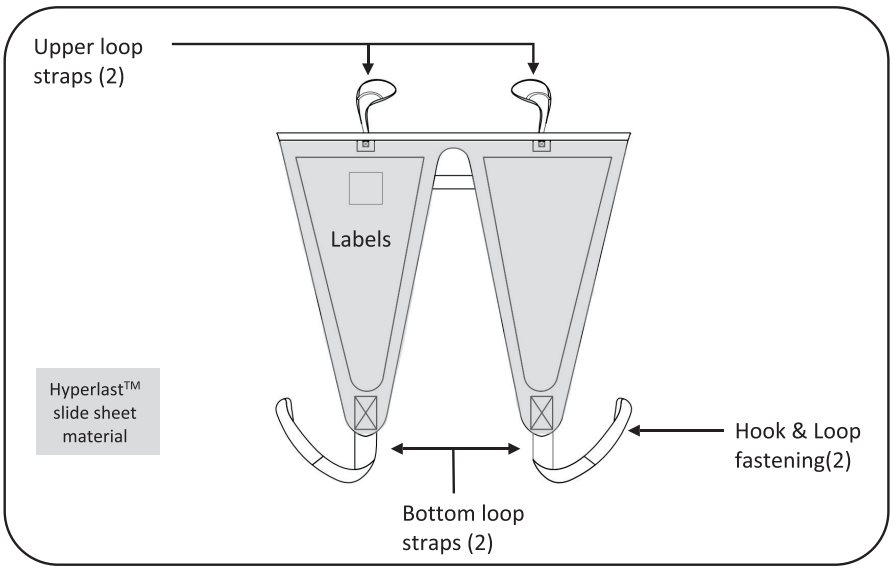

5.2 SLING LABELS EXPLAINED

There are four labels associated with each sling.

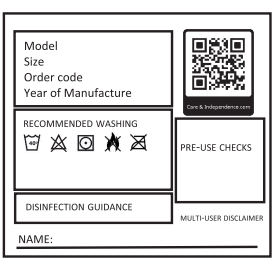

5.2.1 SLING INFORMATION

Printed label sewn onto back of sling. Provides useful information such as Sling Model Type, Washing instructions, Pre-Use Checks and a space to write User's name. A QR code is also featured that once scanned leads direct to product webpage where support resources are available.

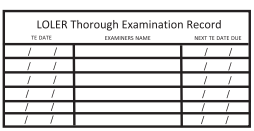

5.2.2 LOLER RECORD

Printed label sewn onto back of sling. Convenient to record the sling's LOLER checks

5.2.3 PRODUCT INFORMATION

Woven label sewn onto back of sling. Contains serial number, Health & Safety Regulation Compliance mark, Maximum Load Capacity and QR code.

5.2.4 QUALITY TAG (Disposable)

Attached to the side of the sling. Shows factory quality control approvals. Reverse side is Union flag.

6.3 FROM A SUPINE POSITION

To prevent falls, always roll a person towards yourself, a wall or a bed rail.

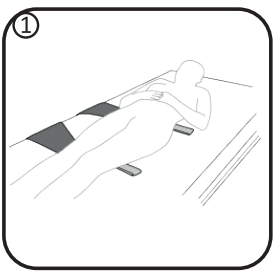

6.3.1
i. The user should lie on their back in the middle of the bed with arms folded across the chest.
ii. Gently feed the bottom loop straps through the natural gaps between the user and the bed (waist and behind the knees) to the opposite side.

NOTE: If required, compressing the mattress will create more space beneath the user.

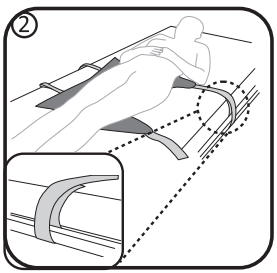

6.3.2
Ease bottom loop straps all the way through and then secure to the bed frame on both side using the hook and loop fastenings.

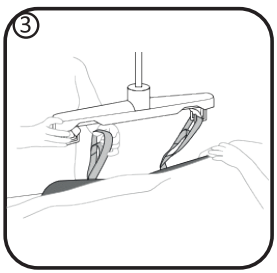

6.3.3.
Attach the upper loop straps to the hoist spreader bar as normal and check for snagging.

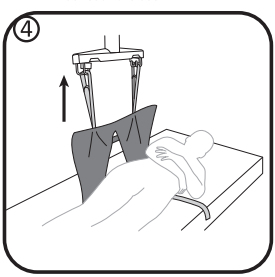

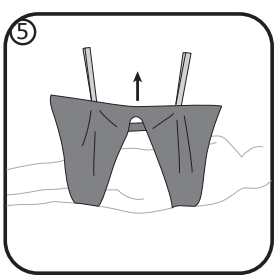

For best moving and handling practice, we recommended for the user to be positioned facing the carer, during the handling and movement progress, enabling direct reassurance to the user.

6.3.4
Slowly raise the hoist until the turn is completed.

NOTE: The spreader bar should only be raised as high as necessary to complete the turn.

6.3.5
The user can be held in this position whilst any personal care is carried out.

If the user is to remain in this position after turning;
i. Ensure they are comfortable,
ii. Lower the spreader bar, detach the straps from the spreader bar and bed before removing the sling.

Glove™ Sling USER GUIDE

Care Independence

www.careandindependence.com

Care & Independence Ltd,
Unit 3, Telford Business Centre,
Telford Road, Bicester, OX26 4LD

033 012 80808

sales@careandindependence.com

Monday - Friday 08.30 -17.00

ADDITIONAL SUPPORT AVAILABLE

SCAN SLING LABEL QR CODE FOR;

- Product information
- User Guide
- Fitting video
- Sling Care Instruction Guide
- Sling Pre-Check Inspection Guide
- Sling Sizing Guide

Free product training is also offered. Please contact us for further information.

- Expert advice
- Free assessments
- Full support

- Faded label replacement
- Sling repair
- LOLER examinations

If a third party supplier has provided the GLOVE SLING™ you may like to write their contact details here:

©2023 Care & Independence Ltd All Rights Reserved.
Contents of this publication are intended as a guide only. Although due care and attention has been given to ensure that instructions are accurate and correct, in case of doubt, please refer to your prescribing clinician or contact the Care & Independence team on 033 012 80808. Care & Independence Ltd reserve the right to modify, add or delete details and is under no obligation to notify the user of amendment. All data is correct at time of publication.