



ADAPTABLE CUSHIONING ●

GREAT POSTURAL SUPPORT ●

HIGH ON COMFORT ●

REMOULDABLE ●

- Wheel Chairs • Therapy • Bathing • Seating •
- Transport • Feeding • Sleeping • General Use •

One of the foremost posture care ranges in the market today, BURNETT REMOULD products are remouldable supports which have been widely regarded for over 50 years.

Available in vacuum-moulded or self-regulating supports, BURNETT REMOULD products can be utilised across multiple environments and provide posture support and relief for over 30 medical conditions.

Now manufactured by
Care & Independence!



Remouldable postural support as unique as you are

Designed for people who require postural support assistance, BURNETT REMOULD products are easily shaped to an individual users own anatomical body contours, helping provide unique stability and comfort across a wide range of settings.

With the ability to remould shapes and vary the thickness of the support, BURNETT REMOULD products provide an ongoing relief and support system as user needs change over time and, in the case of infants and paediatrics, keep up with with natural growth spurts.

INGENIOUS SIMPLICITY - HOW IT WORKS

BURNETT REMOULD products comprise of a durable and watertight outer vinyl pouch that houses thousands of soft beads*. Much like a beanbag, the concept involves the precise manipulation of the beads around exacting body contours, giving a moulded support as unique as the individual user.




Products are categorised as either vacuum-moulded or self-regulating:

VACUUM-MOULDED

All vacuum-mould products work by using a pump to extract air from the product pouch. This causes the pouch to become semi-firm, allowing the thousands of internal beads to be manipulated into a bespoke shape for the user. Once the desired shape is moulded, further air extraction compacts the moulding and sets the shape.

It is only with the reintroduction of air via the product valve that the product pouch will return to a malleable state ready for remoulding.

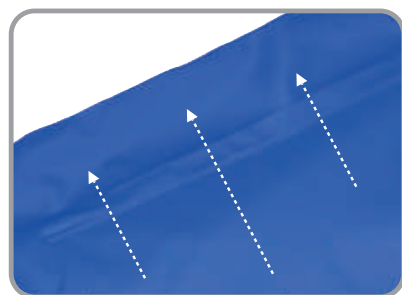


Air is vacuumed out allowing bead positioning to be manipulated by hand and set into a bespoke moulded support.

SELF-REGULATING

For self-regulating products, no pump is required. Instead as weight is applied to the product, air is naturally expelled into a hollow chamber flap at the extremity of the product pouch, allowing the beads to mould into a supportive shape according to the weight distribution. As the product warms up e.g. through body heat transfer or bath water, so the pouch becomes more pliable.

When weight is alleviated, the air returns to the pouch dispersing the bead moulding and the pouch is ready for re-use.



When weight is applied to the pouch, air is dispersed allowing the now compacted beads to mould into the corresponding supportive shape

*BS1353 Bath Pads products contain an impressionable foam.

The BURNETT REMOULD Bathing Family comprises postural support products specifically designed for assisted bathroom use. Watertight moulded support with suction cup fixtures for security in a wet environment. Can be used accompaniments to shower chairs or as independent solutions within a bathroom setting.



ADULT BS1109



JUNIOR BS1110

BS1109 / BS1110

BATH SEAT WITH FULL BODY SUPPORT

Available in adult and junior sizes.



BS1103

BATHING BACK & SIDE SUPPORT

A versatile postural support aid for the head, back and lateral area.



BS1111

SEAHORSE SHOWER SEAT WITH BACK & SIDE SUPPORT

Specifically purposed to work with the Seahorse Plus shower chair for paediatrics.



BS1300



BS1301

BS1300 / BS1301

HARPERBURY BATH MATTRESS - FOR PARKER BATH SERIES 400

Bathtub comfort, protecting users from hard surfaces. Also available to work with Parker Bath Series 400 spa jets.



BS1351

SHOWER/BATH SEAT CUSHION

Easily transferable between bat variety of shower chairs.



BS1353

BATH PADS

Front and back shown

r of stick-on bath pads - great for with involuntary movements or relieving pressure points.



BS1352

COMMODE CUSHION

Helps reduce user discomfort an pelvic obliquity during toileting needs.



BS1355

COMMODE CUSHION WITH BACKREST

Added toileting comfort with integral back support.

Bathing Family products are fitted with easy re-positional suction cups for convenience and security in a wet environment.



All vacuum-mould products are fitted with a non-return valve situated at the top left rear.

The following BURNETT REMOULD Families are all vacuum-moulded products that can be repeatedly remoulded using either a foot or hand pump (both supplied with connector attachment).


BURNETT REMOULD products* are available with corresponding cover** for additional comfort during use.



Foot pump (BS1179)
Extended length hose (BS1177).



Hand pump (BS1178)
Recommended for smaller supports



Quilted Cotton (Black)
Product code/QC



3D-Spacer (Grey)
Product code/QS

*EXCLUDES BATHING FAMILY PRODUCTS

**SOLD SEPARATELY.

REMOULD CAR FAMILY

The BURNETT REMOULD Car Family products give users the freedom to travel in comfort without the need for special vehicle adaptation.



Shown with
3D-Spacer cover



ADULT BS1115



JUNIOR BS1117

BS1115 / BS1117

FULL BODY CAR SEAT SUPPORT

Full body support with flared seat that can be ramped to create a secureommel.



Shown with quilted
cotton cover



BS1116

BACK, HEAD & SIDE
CAR SEAT SUPPORT

Full body support for head, neck, shoulders and lateral. Suitable for users over 1.75m tall.



BURNETT REMOULD Car Family products are intended for use as additional postural supports in conjunction with a standard car seat or in an existing properly installed child's car seat. Straps are provided to secure the support in place and are not approved as vehicle safety restraints. BURNETT REMOULD car supports must not be installed in a way that interferes with the correct use of vehicle seatbelts.

During transportation, users of the supports must use the official seat belts at all times in keeping with the law governing seatbelt use.

REMOULD CHAIR FAMILY

The BURNETT REMOULD Chair Family provides seated postural support application for adults, paediatrics and infants.



ADULT BS1100



JUNIOR BS1101



INFANT BS1102

BS1100 / BS1101 / BS1102

FULL CHAIR SUPPORT

A great full body seated postural support with sizing for all ages.



ADULT BS1104



JUNIOR BS1108

BS1104 / BS1108

BACK, HEAD & SIDE
CHAIR SUPPORT

Highly supportive aid with large lateral side wings to prevent user leaning out of seat base.



JUNIOR BS1106



INFANT BS1105

BS1105 / BS1106

PUSHCHAIR SUPPORT

Suitable for use with majority of prams & terrain buggies, or direct on the floor.

The Head Family comprises useful postural support options ideal for use during feeding, during transportation and other scenarios where head and neck support is required.



BS1155

BUTTERFLY HEAD SUPPORT

Adjustable buckle strap fixing allows easy application to any highback chair for head stability.



BS1157 / BS1156

HEAD & NECK SUPPORT

Self-supporting postural support helping maintain optimal upright position.

Shown with
quilted cotton cover



ADULT BS1157



JUNIOR BS1156

Accessories are also available for some BURNETT REMOULD products.

Plus we offer a customised 'Specials' ReMould service too.

Contact us for further information

More than just lumbar support, the non-fixed versatility of the BURNETT REMOULD Lumbar Family opens up many more possibilities when used in conjunction with other supports too.



BS1150

LUMBAR SUPPORT

Can also be purposed as a support for head, arm, seat as well as side-lying support for infants.



BS1151

BACK/SEAT SUPPORT

Great back/seat support that can be applied to other body positions too!



BS1152 / BS1153

EXTENDED BACK SUPPORT

Can be folded to create a sitting aid with simultaneous postural support to posterior and spine.




STANDARD BS1152



LARGE BS1153

Optimum horizontal postural support for a safe and comfortable sleep.



BS1120

SLEEP SYSTEM

Mattress zoning allows precision moulding. Suitable for prone, supine and side-lying.



The BURNETT REMOULD Therapy Family of remouldable products provides safe supported postural comfort during therapy-based settings.



BS1140 / BS1141 / BS1142

WEDGE PRONE SUPPORT

Suitable for postural drainage, relaxation, prone-play and more! Available in 3 sizes.



SMALL BS1140



LARGE BS1141



EXTRA LARGE BS1142



BS1162 / BS1163

THERAPY MATTRESS / THEATRE SUPPORT

Stable and safe posturing for therapy or surgical procedures. Full or Half length sizes.



FULL LENGTH
BS1162



HALF LENGTH
BS1163



Remouldable postural support as unique as you are

The BURNETT REMOULD range is suitable for use with over 30* medical conditions ranging from muscular to spinal through neurological and more besides.

APPLICATIONS

Anyone can use BURNETT REMOULD products but they are especially suitable for those with:

- Postural needs
- Changing needs
- Therapy needs

BENEFITS

- Balance pelvic obliquity
- Leg abduction
- Reduces risk of pressure injury
- Stabilisation of body
- Promotes body symmetries and supports asymmetries
- Aids postural correction
- Helps improve body control
- Protects against hard surfaces
- Provides comfort

***Remouldable Postural •
Support Precision***

***Vacuum-mould or •
Self-regulating Comfort***

Diverse Product Selection •



Free assessments • Free product training

Contact us today and book your appointment!

*Medical Condition Suitability Guide available
as a Resources download of our website.



HOW TO PURCHASE *BURNETT REMOULD*

1. Direct from Care & Independence

- the new manufacturer

2. From an authorised distributor

- contact us for details of your local distributor

- Interested in becoming a distributor? Get in touch!