




**BATHING RANGE THERAPY PLINTH**  
- (ST/TB)

PART OF THE SHOWER & CHANGING FAMILY


*Strong, versatile and suitable for a wide range of manual therapy techniques and medical procedures and/or changing.*

**FEATURES & BENEFITS**


- Tough, wipe clean anti-microbial vinyl covering
- Suitable for a variety of manual therapy techniques and medical procedures
- Positive & Negative head-section angles
- Available in four sizes
- Variable height adjustment
- Breathing plug and hole option
- Mobile hoist compatible
- Actuator power-assisted backrest



Multi head-section angles: Positive, Flat and Negative



Easy motor powered controls



Removable chargeable battery



ST/TB

STYLE	Plinth
SWL (KG)	200
MATERIALS	Vinyl top and mild steel zinc-plated base
WHEEL TYPE	Braked caster
ADJUSTABLE	- Height from 628mm - 1028mm - Head-section angles
STANDARD COLOUR	
COLOUR OPTIONS	
ACCESSORIES	
WARRANTY	2 year
OTHER INFO	- 4 sizes available - Padded fold-down side safety rails - Removable rechargeable battery



SHOWER & CHANGING

**TECHNICAL SPECIFICATIONS**

Model	Overall Width	Overall Length	Height Range	Backrest	SWL	Product Weight
ST/TB/170	700mm	1700mm	628 - 1028mm	700mm	200kg	80kg
ST/TB/180	700mm	1800mm	628 - 1028mm	700mm	200kg	80kg
ST/TB/181	800mm	1800mm	628 - 1028mm	700mm	200kg	85kg
ST/TB/182	1000mm	1800mm	628 - 1028mm	700mm	200kg	90kg

**Call 033 012 80808**  
**to book a free assessment**